









ANO BASE IDEB E PROVA BRASIL: 2007

MODALIDADE/NÍVEL	IDEB E PROVA BRASIL								
	IDEB			LÍNGUA PORTUGUESA			MATEMÁTICA		
	LINHA DE BASE	2009	2012	LINHA DE BASE	2009	2012	LINHA DE BASE	2009	2012
ENSINO FUNDAMENTAL 1º AO 5º ANO	0			0			0		
ENSINO FUNDAMENTAL 6º AO 9º ANO	0			0			0		

ANO BASE SPAECE: 2006

MODALIDADE/NÍVEL	SPAECE							
	LÍNGUA PORTUGUESA				MATEMÁTICA			
	LINHA DE BASE	2009	2010	2012	LINHA DE BASE	2009	2010	2012
ENSINO FUNDAMENTAL 5º ANO								
ENSINO FUNDAMENTAL 9º ANO								
ENSINO MÉDIO 3º ANO	228,91				250,55			

ANO BASE ENEM: 2007

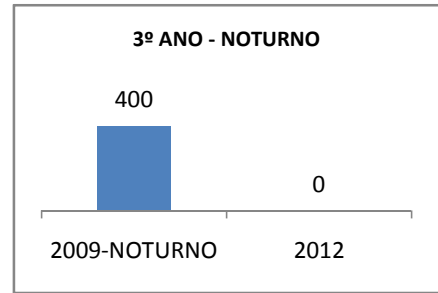
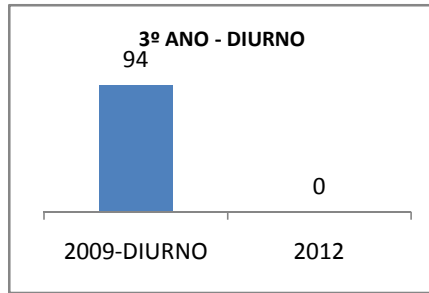
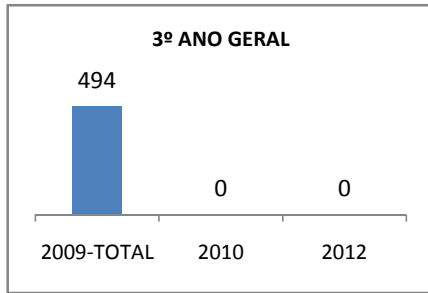
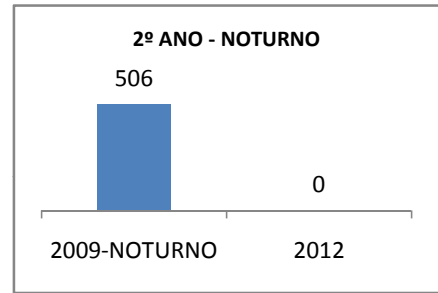
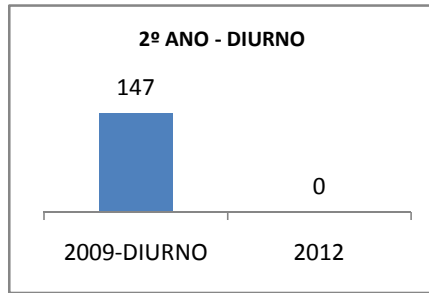
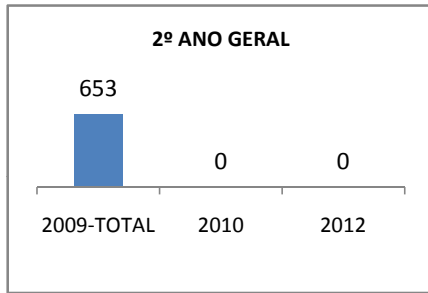
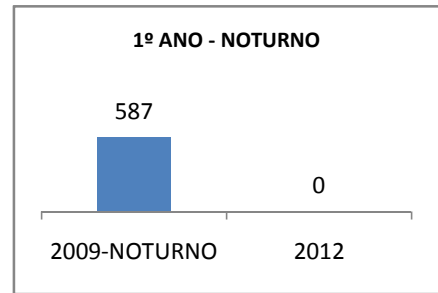
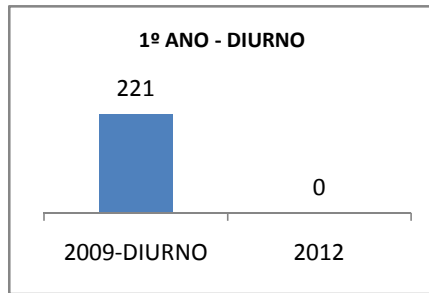
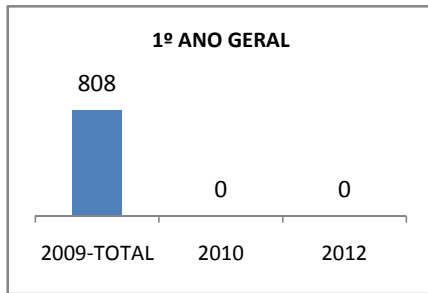
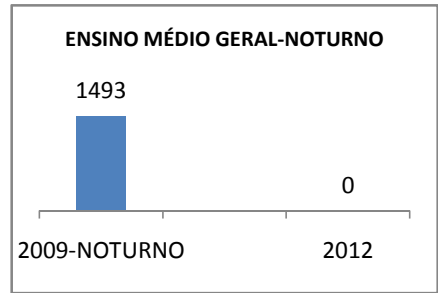
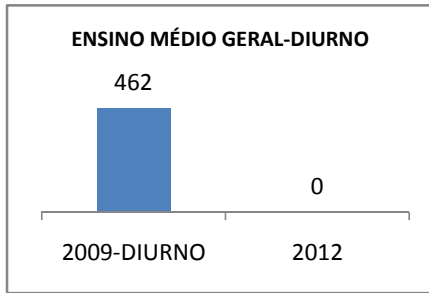
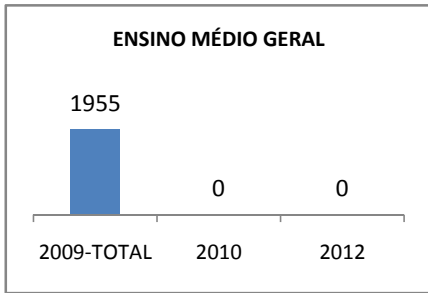
MODALIDADE/NÍVEL	ENEM							
	NÚMERO DE PARTICIPANTES				Redação e Prova Objetiva (média)			
	LINHA DE BASE	2009	2010	2012	LINHA DE BASE	2009	2010	2012
ENSINO MÉDIO	93				42,76			

ANO BASE VESTIBULAR:

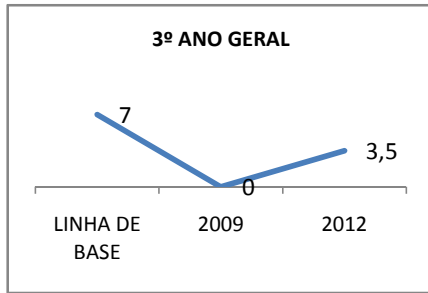
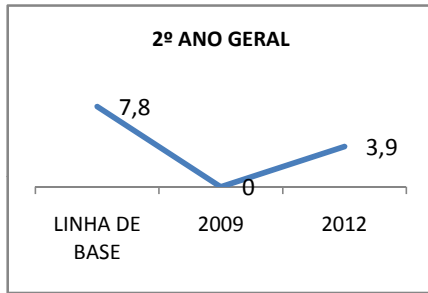
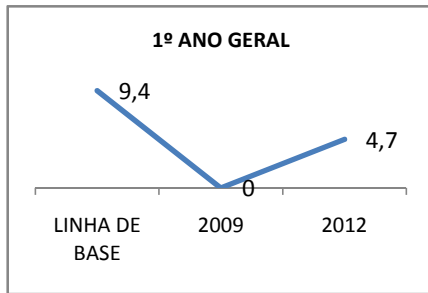
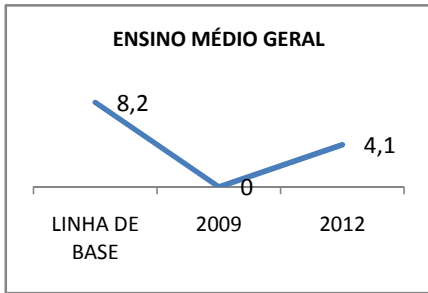
MODALIDADE/NÍVEL	VESTIBULAR							
	NÚMERO DE INSCRITOS				APROVADOS			
	LINHA DE BASE	2009	2010	2012	LINHA DE BASE	2009	2010	2012
ENSINO MÉDIO		70	70			50	50	



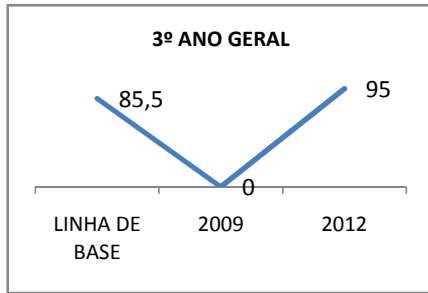
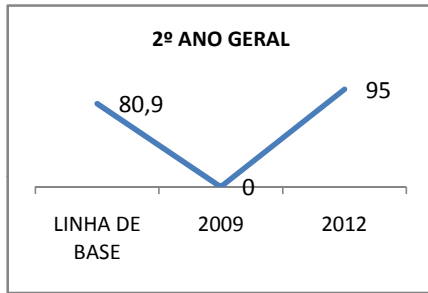
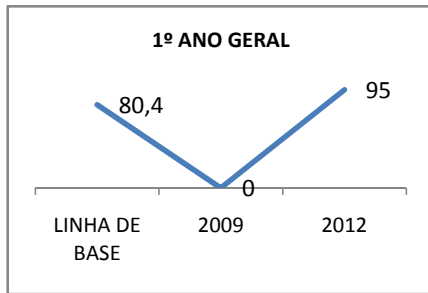
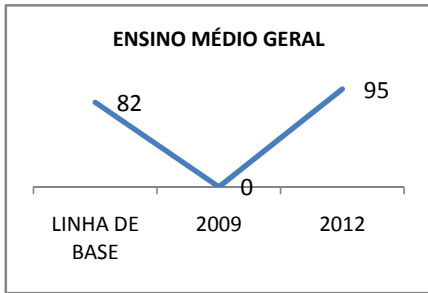
**MATRÍCULA ENSINO MÉDIO**



**ABANDONO ENSINO MÉDIO**



**APROVAÇÃO ENSINO MÉDIO**



**MATRÍCULA ENSINO FUNDAMENTAL**

ENSINO FUNDAMENTAL GERAL	ENSINO FUNDAMENTAL GERAL-DIURNO	ENSINO FUNDAMENTAL GERAL-NOTURNO														
<table border="1"><tr><td>0</td><td>0</td><td>0</td></tr><tr><td>2009-TOTAL</td><td>2010</td><td>2012</td></tr></table>	0	0	0	2009-TOTAL	2010	2012	<table border="1"><tr><td>0</td><td>0</td></tr><tr><td>2009-DIURNO</td><td>2012</td></tr></table>	0	0	2009-DIURNO	2012	<table border="1"><tr><td>0</td><td>0</td></tr><tr><td>2009-NOTURNO</td><td>2012</td></tr></table>	0	0	2009-NOTURNO	2012
0	0	0														
2009-TOTAL	2010	2012														
0	0															
2009-DIURNO	2012															
0	0															
2009-NOTURNO	2012															
1º AO 5º ANO GERAL	1º AO 5º ANO - DIURNO	1º AO 5º ANO - NOTURNO														
<table border="1"><tr><td>0</td><td>0</td><td>0</td></tr><tr><td>2009-TOTAL</td><td>2010</td><td>2012</td></tr></table>	0	0	0	2009-TOTAL	2010	2012	<table border="1"><tr><td>0</td><td>0</td></tr><tr><td>2009-DIURNO</td><td>2012</td></tr></table>	0	0	2009-DIURNO	2012	<table border="1"><tr><td>0</td><td>0</td></tr><tr><td>2009-NOTURNO</td><td>2012</td></tr></table>	0	0	2009-NOTURNO	2012
0	0	0														
2009-TOTAL	2010	2012														
0	0															
2009-DIURNO	2012															
0	0															
2009-NOTURNO	2012															
6º AO 9º ANO GERAL	6º AO 9º ANO - DIURNO	6º AO 9º ANO - NOTURNO														
<table border="1"><tr><td>0</td><td>0</td><td>0</td></tr><tr><td>2009-TOTAL</td><td>2010</td><td>2012</td></tr></table>	0	0	0	2009-TOTAL	2010	2012	<table border="1"><tr><td>0</td><td>0</td></tr><tr><td>2009-DIURNO</td><td>2012</td></tr></table>	0	0	2009-DIURNO	2012	<table border="1"><tr><td>0</td><td>0</td></tr><tr><td>2009-NOTURNO</td><td>2012</td></tr></table>	0	0	2009-NOTURNO	2012
0	0	0														
2009-TOTAL	2010	2012														
0	0															
2009-DIURNO	2012															
0	0															
2009-NOTURNO	2012															

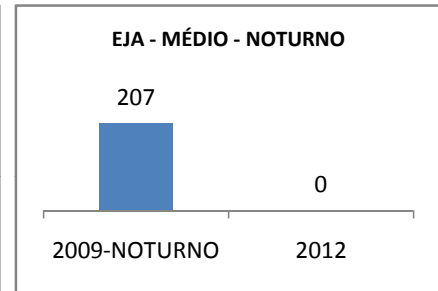
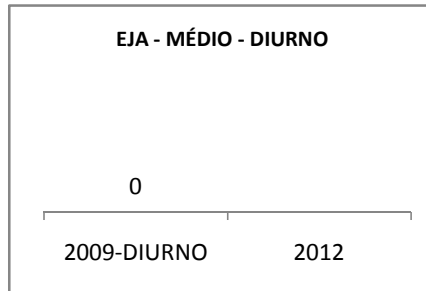
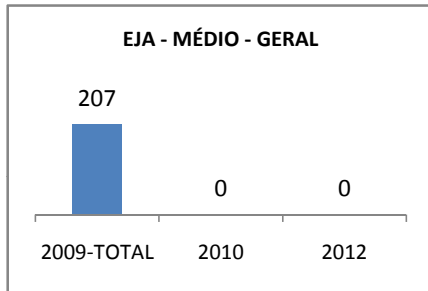
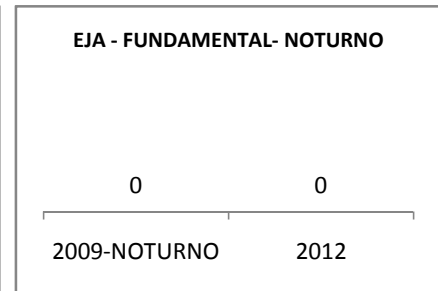
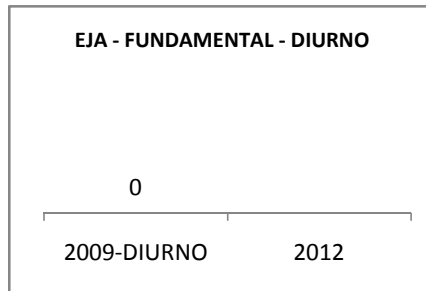
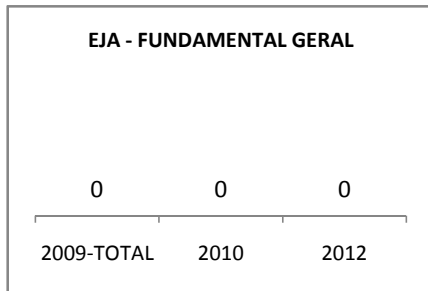
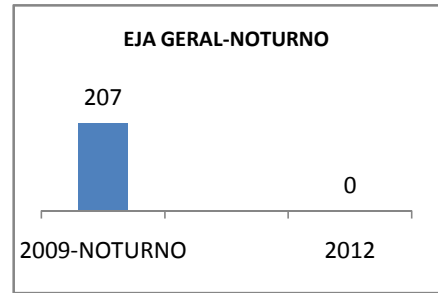
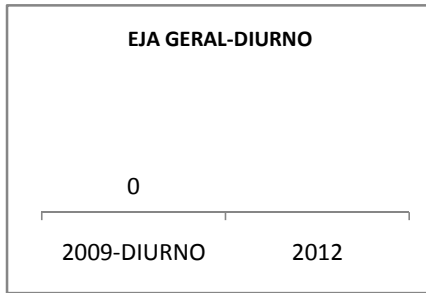
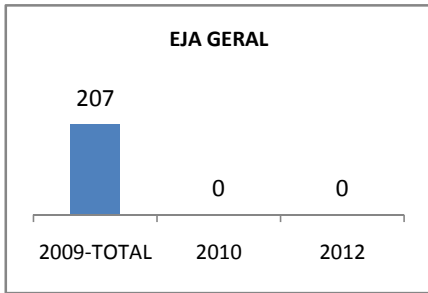
**ABANDONO ENSINO FUNDAMENTAL**



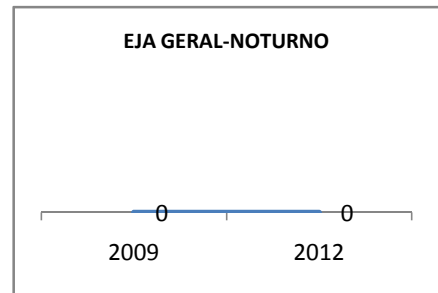
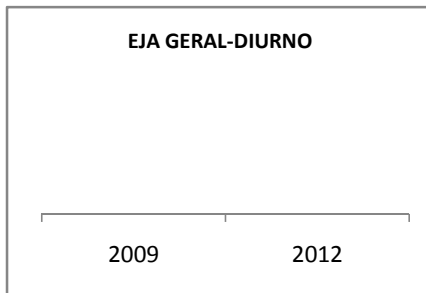
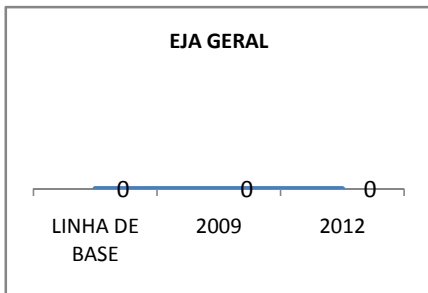
**APROVAÇÃO ENSINO FUNDAMENTAL**



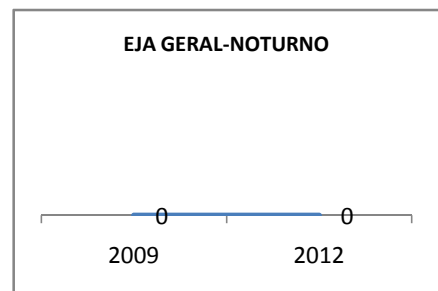
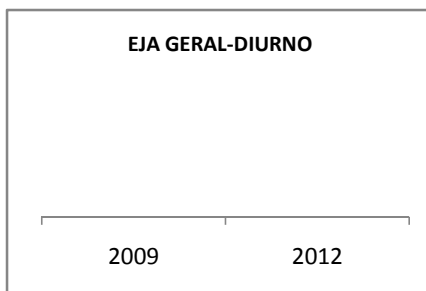
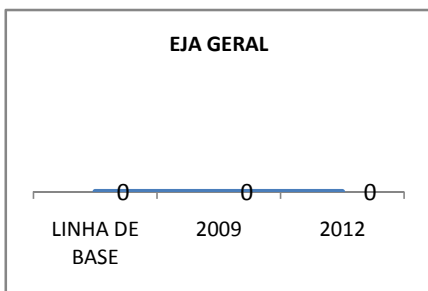
**MATRÍCULA EDUCAÇÃO DE JOVENS E ADULTOS - PRESENCIAL**



**ABANDONO EJA**



**APROVAÇÃO EJA**



Escola: COLÉGIO ESTADUAL OTACÍLIO MOTA

INEP: 23028068 Município:

IPUEIRAS

CREDE: 13

**OUTRAS METAS**

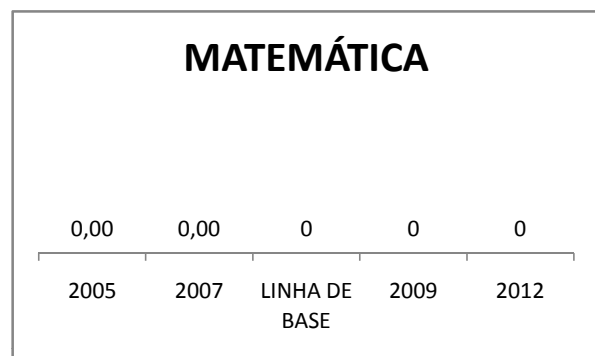

META_DESCRIÇÃO	ANO BASE	PÚBLICO	LINHA DE BASE	META
Reduzir a reprovação para 7,3				
Reduzir a reprovação para 4,9				



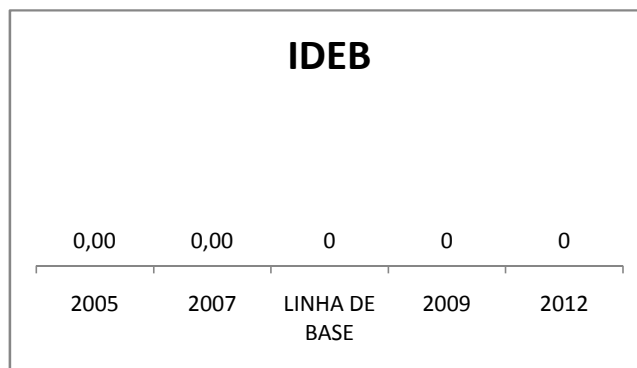
**ENSINO FUNDAMENTAL - 1º AO 5º ANO**



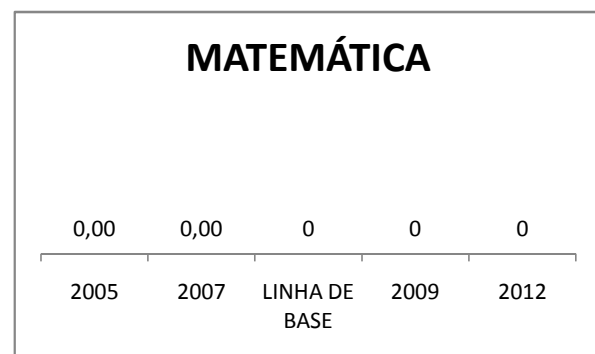

**PROVA BRASIL**



**ENSINO FUNDAMENTAL - 6º AO 9º ANO**



**PROVA BRASIL**





### ENSINO FUNDAMENTAL

#### ABANDONO GERAL

0,00	0,00	0,00	0,0	0,0	0,0
2005	2007	LINHA DE BASE	2009	2010	2012

#### ABANDONO - 1º AO 5º

0,00	0,00	0	0,0	0,0	0,0
2005	2007	LINHA DE BASE	2009	2010	2012

#### ABANDONO - 6º AO 9º

0,00	0,00	0,00	0,0	0,0	0,0
2005	2007	LINHA DE BASE	2009	2010	2012

#### APROVAÇÃO GERAL

0,0	0,0	0	0,0	0	0,0
2005	2007	LINHA DE BASE	2009	2010	2012

#### APROVAÇÃO - 1º AO 5º

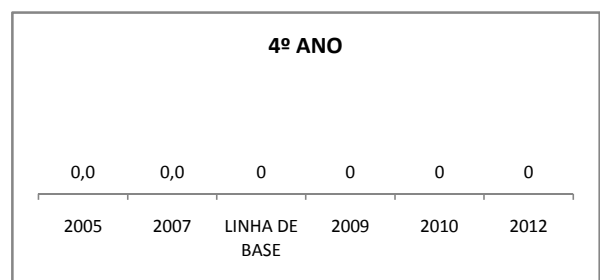
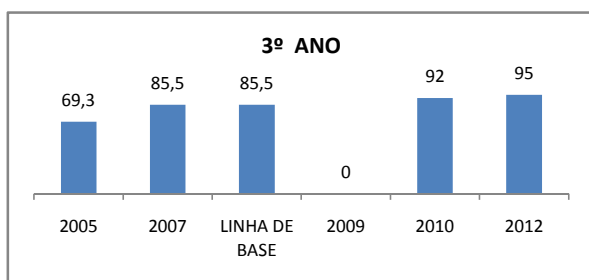
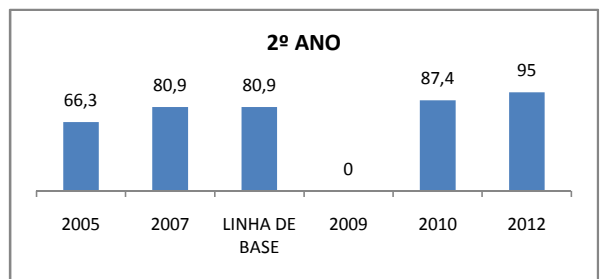
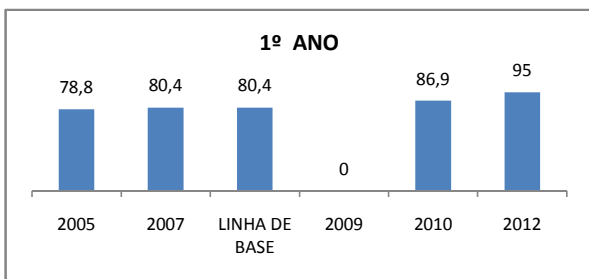
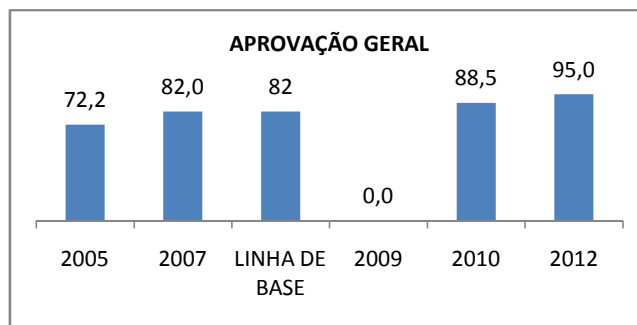
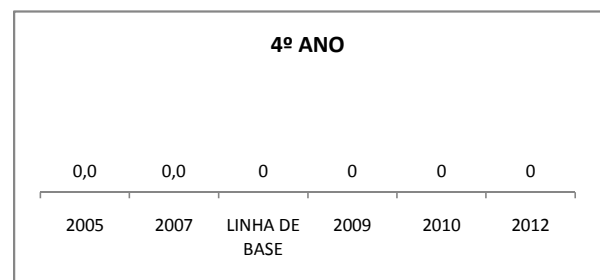
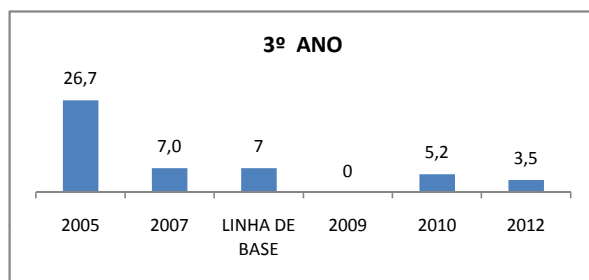
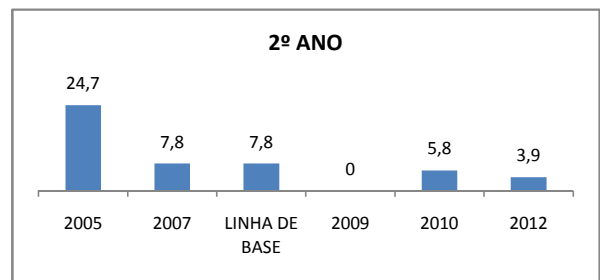
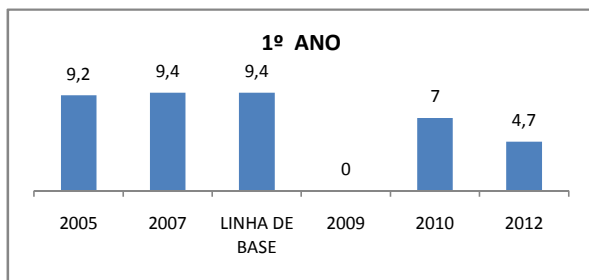
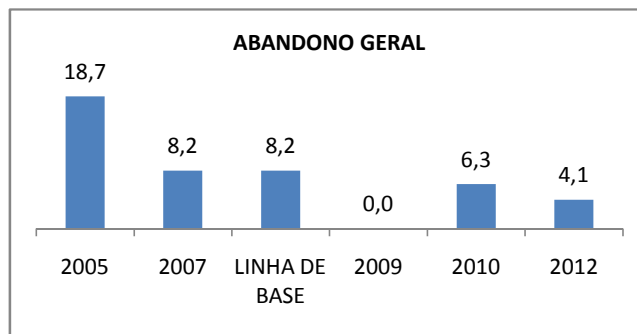
0,0	0,0	0	0	0	0
2005	2007	LINHA DE BASE	2009	2010	2012

#### APROVAÇÃO - 6º AO 9º

0,0	0,0	0	0	0	0,0
2005	2007	LINHA DE BASE	2009	2010	2012



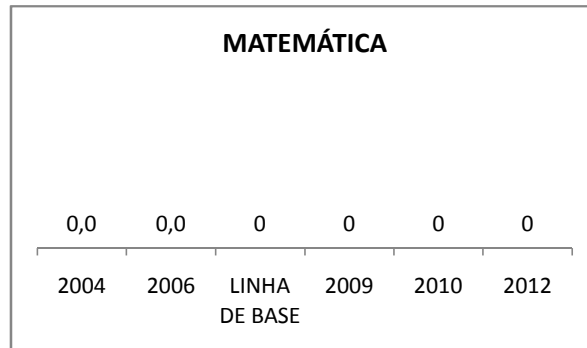
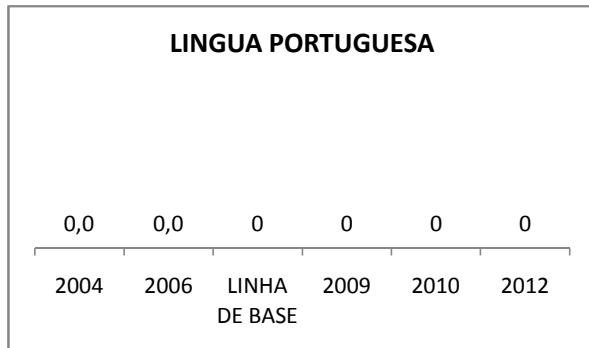
ENSINO MÉDIO



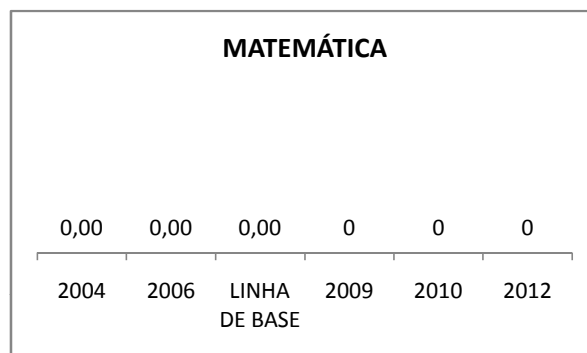
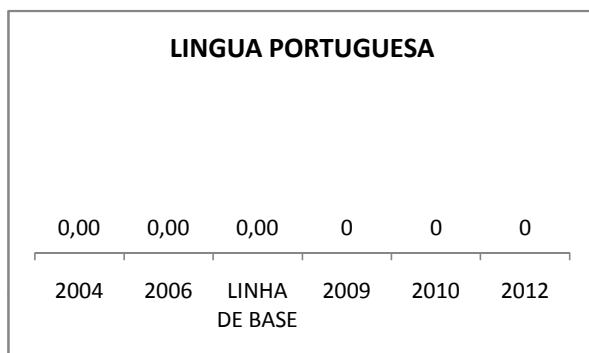


### SPAECE

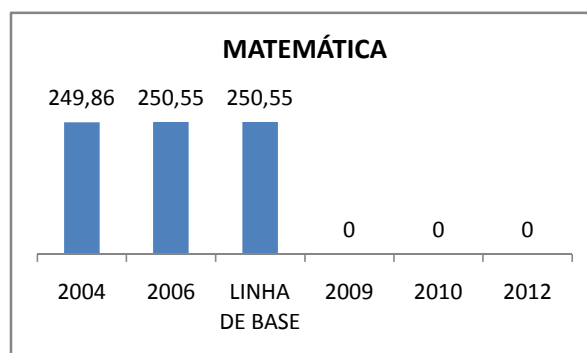
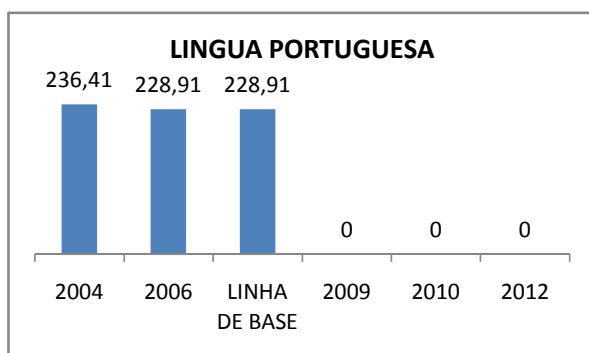
#### ENSINO FUNDAMENTAL 5º ANO



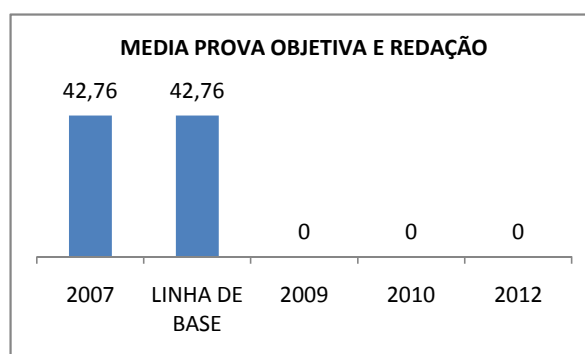
#### ENSINO FUNDAMENTAL 9º ANO



#### ENSINO MÉDIO 3º ANO

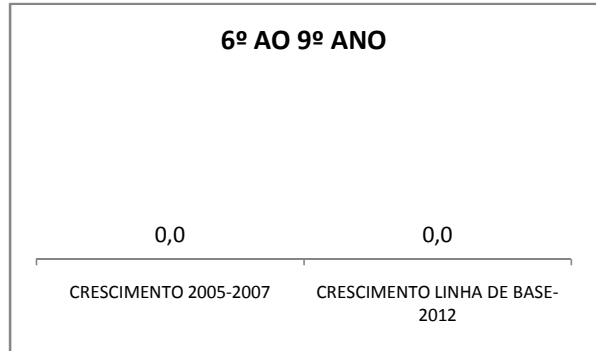
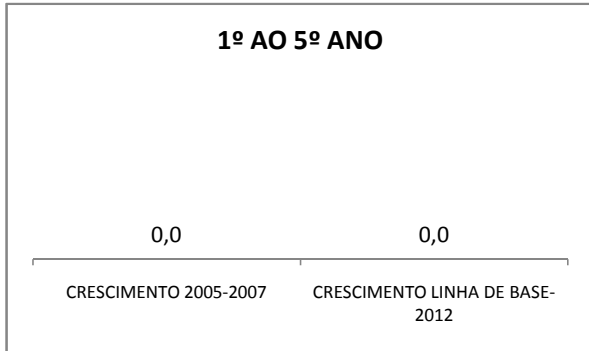


### ENEM







**COMPARATIVO DE CRESCIMENTO - IDEB**





**COMPARATIVO DE CRESCIMENTO - PROVA BRASIL**

**1º AO 5º ANO**




**6º AO 9º ANO**







**COMPARATIVO DE CRESCIMENTO - ENSINO FUNDAMENTAL  
GERAL**



**1º AO 5º ANO**

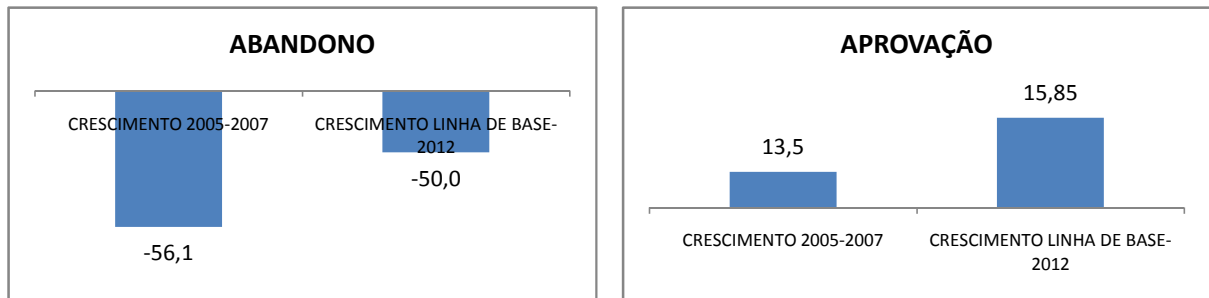


**6º AO 9º ANO**

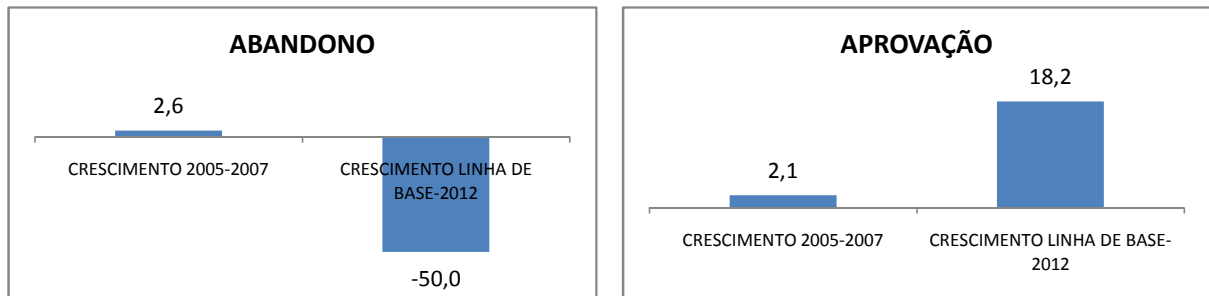




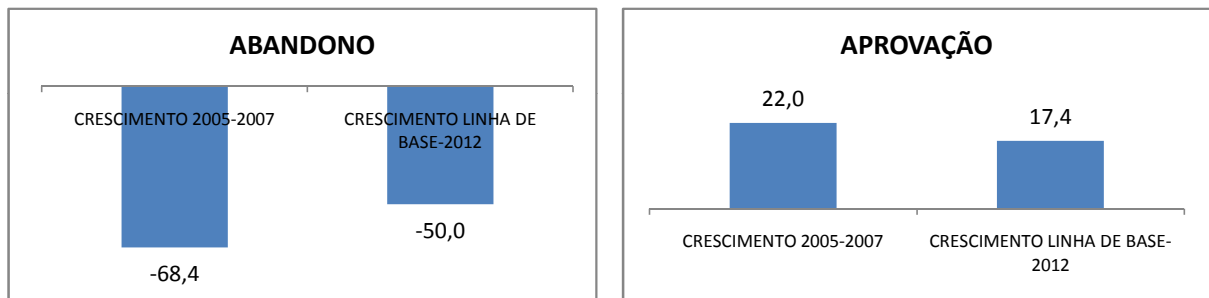
### COMPARATIVO DE CRESCIMENTO - ENSINO MÉDIO GERAL



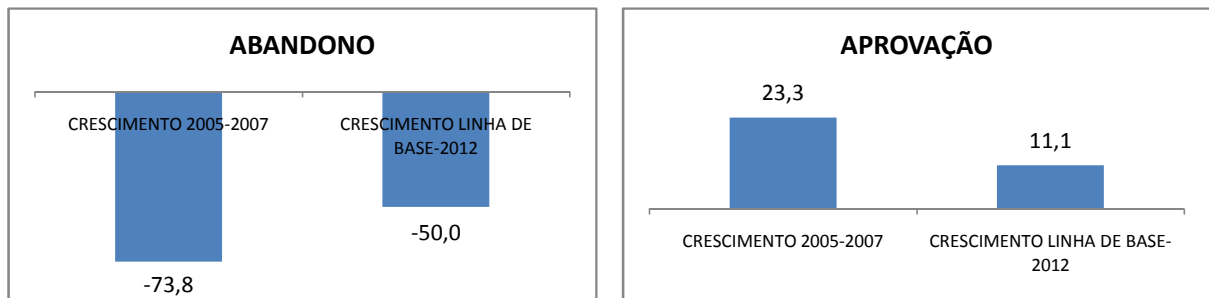
#### 1º ANO




#### 2º ANO



#### 3º ANO



#### 4º ANO



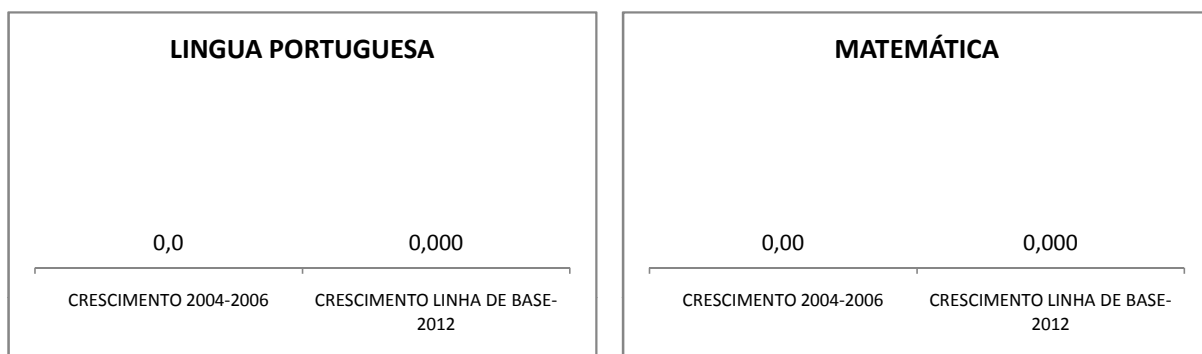


### COMPARATIVO DE CRESCIMENTO - SPAECE

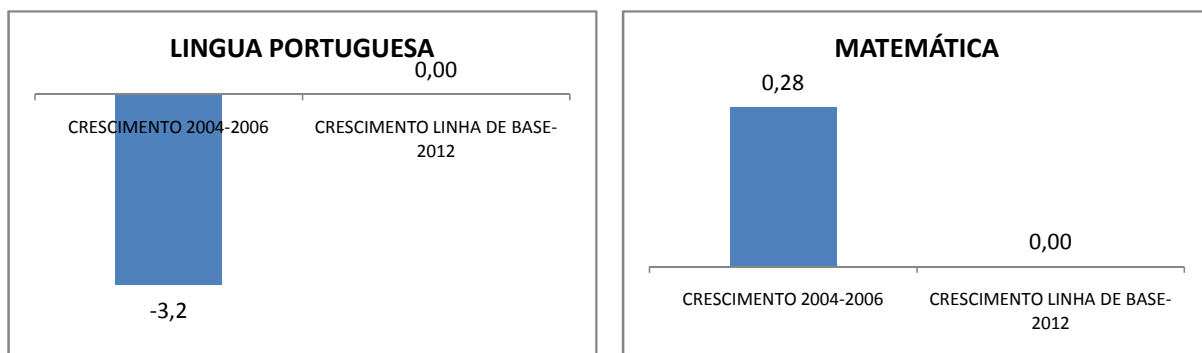
#### ENSINO FUNDAMENTAL - 5º ANO



#### ENSINO FUNDAMENTAL - 9º ANO



#### ENSINO MÉDIO - 3º ANO



#### CRESCIMENTO - ENEM

